
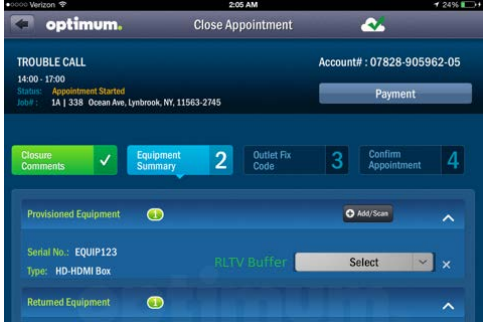
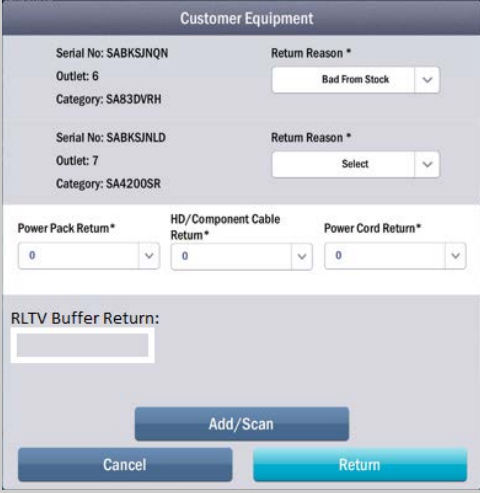


Multi-Room DVR Plus

Tech Mobility (FSM) Enhancements

What's New?

Feature	Description
<p>The 'Equipment' tab in FSM will display a separate equipment category 'RLTV Buffer'. <i>(see image)</i></p> <p>The RLTV buffer is a non-serialized asset with its own part number:</p> <ul style="list-style-type: none"> Cablevision Part #: 34951 Manufacturing Part #: SDUFDEC-016G 	<p>This will be presented in the following sections:</p> <ul style="list-style-type: none"> Tech Inventory section Job inventory section Job Equipment section <p>As this is a non-serialized asset, tech will not be able to add this equipment to their inventory.</p> 
<p>The 'Provisioned Equipment' will be enhanced to capture the number of rewind live TV buffers issued in a customer account.</p> <p>If an appointment has current or pending RLTV rate codes, then the provisioned equipment section will have one drop down. 'RLTV Buffer Issued'.</p>	<ul style="list-style-type: none"> Drop down will have values 0 to 25. It is mandatory to make this selection before proceeding to close appointment. <p>If the appointment does not have any RLTV rate codes, then the provisioned equipment section will not have any drop downs for RLTV Buffer issued.</p> 
<p>The Equipment Return feature will be enhanced to include one more peripheral drop downs for Rewind Live TV Buffers.</p> <p>This will be displayed in the following screens in tech mobility.</p> <p>Move Transfer Installs:</p> <ul style="list-style-type: none"> Previous Account Equipment and Customer Equipment. <p>Other Job Types:</p> <ul style="list-style-type: none"> Customer Equipment. <p>Whole House Activation:</p> <ul style="list-style-type: none"> 'Return Equipment' screen which pops up on crossing out provisioned equipment. 	<ul style="list-style-type: none"> The drop down label will be 'RLTV Buffer Return'. The drop down will have values from 0 to 25. Even if there are no serialized assets marked for return, tech should still be able to select "RLTV Buffer Returned". 

If the account has Rewind Buffer Rate codes under 'Current' or 'WIP' rate codes, then tech must enter the following in the close appointment flow:

- Equipment Summary → Provisioned Equipment → RLTV Buffer Issued.
- Equipment Summary → Returned Equipment → RLTV Buffer Returned.

Even if there are no other serialized equipment marked for provision or return, tech should be able to enter this number and this value should flow to middleware.

